



Rugged and ready to take on the toughest jobs, this warm, soft, layerable vest is enzyme-washed for a lived-in look and easy fit. The length allows tool-belt access, but is also ideal for everyday use.

- 12-ounce, 100% cotton enzyme-washed duck cloth
- 100% polyester taffeta lining quilted to 6-ounce, polyfill insulation
- Rib knit collar
- Metal rivets at crucial stress points
- Front hand warmer pockets
- Interior pocket with hook and loop closure
- Port Pocket™ for easy embroidery access

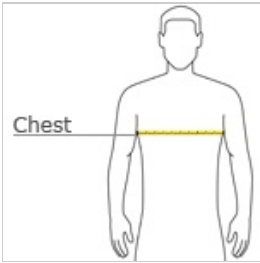


front



back

HOW TO MEASURE






CHEST
With arms down at sides, measure around the upper body, under arms and over the fullest part of the chest.

SIZE CHART

	XS	S	M	L	XL	2XL	3XL	4XL
Chest	33-34	35-37	38-40	41-44	46-48	49-51	52-55	56-59

COLOR INFORMATION

		
Black PMS NTR BLACK	Duck Brown PMS 7568 C	Navy PMS 433 C